



**Orchid Ceramics**

# CURIO

GLAZED Porcelain.



Matt



Different Shades:



HD Technology



PORCELAIN  
CURIO ADOBE

Code	Size
567322181	11x22 inches
567312181	22x22 inches
336581181	2x2 Mosaic on 12x12 sheet
565101181	3x22.5 inches



PORCELAIN  
CURIO PUTTY

Code	Size
567322501	11x22 inches
567312501	22x22 inches
336571501	2x2 Mosaic on 12x12 sheet
565101501	3x22.5 inches



PORCELAIN  
CURIO CAMEL

Code	Size
567322031	11x22 inches
567312031	22x22 inches
336571031	2x2 Mosaic on 12x12 sheet
565101031	3x22.5 inches




CURIO ADOBE 22x22



CURIO PUTTY 22x22




CURIO CAMEL 22x22



CURIO ADOBE 11x22



CURIO PUTTY 11x22



CURIO CAMEL 11x22


# CURIO GLAZED Porcelain



CURIO ADOBE 22x22



CURIO ADOBE 11x22



CURIO ADOBE 12.64x12.87




CURIO ADOBE 3x22.5



CURIO PUTTY 22x22



CURIO PUTTY 11x22



CURIO PUTTY 12.64x12.87



CURIO PUTTY 3x22.5



CURIO CAMEL 22 x 22



CURIO CAMEL 11x22



CURIO CAMEL 12.64x12.87



CURIO CAMEL 3x22.5

TECHNICAL CHARACTERISTICS		
TEST METHOD	TEST RESULTS Adobe	TEST RESULTS Camel/Putty
PEI	3	4
Breaking Strength	In compliance (min.35N/mm2)	In compliance (min.35N/mm2)
VScale	V3	V3
DCOF (Dynamic Coefficient of Friction)	> or equal to 0.42	> or equal to 0.42
Water Absorption	< 0.5%	< 0.5%
Freeze Resistant	yes	yes
Mohs	7	7

		SIZE CHART		
SIZES		Sq.Ft. Per Carton	Pieces Per Carton	Nominal thickness
22x22	Floor Tile	17.22	5	9 +/- 0.2
11x22	Floor Tile	13.72	8	9.5 +/- 0.3
2x2 Mosaic on 12x12 sheet	Mosaic Mesh	12.89	11	9 +/- 0.2
3X22.5	BULLNOSE	9.02	20	9 +/- 0.2

